



Multiple accounts

Now you can choose to register multiple banking accounts in TRO for making payments to the SRO. For example, you can create separate accounts for payments of i) Duty Transactions and ii) Land Tax Search.

Important: one only of the accounts can be nominated for receiving refunds from the SRO.



Electronic Payment Authority

If you have more than one banking account linked to the Electronic Payment Authority (EPA) requirement for payments, you can select which account to use at the time of making a payment through TRO.

An EPA is the approved payment method for paying all invoices for Duty Transactions and Land Tax Search.



Refunds

One only of your organisation's banking accounts can be set up to receive refunds from the SRO. Should you wish to now nominate (or change) the account that's used for the deposit of any future SRO refunds, please select 'Banking details' from the TRO main menu.

The account nominated for refunds can also be linked to an EPA.











How to add extra bank accounts to your TRO account

The TRO Administrator (or TRO User with authorised access) can add multiple banking accounts by selecting 'Banking details' from the TRO main menu.

When adding other banking accounts in TRO, applying a 'nickname' is optional. *Internal nicknames can help you keep track of accounts used for specific purposes.*

Banking details

Nickname	<input type="text"/>	
Account name	<input type="text"/>	
BSB	<input type="text"/>	
Name of institution	<input type="text"/>	
Account number	<input type="text"/>	
Do you want to use this account for refunds from the SRO?	<input type="checkbox"/>	
If you select Yes, this will be the only account where SRO refunds will be deposited.		
Do you want payments from this account to be made through TRO?	<input type="checkbox"/>	 
<input type="button" value="Add"/> <input type="button" value="Cancel"/>		