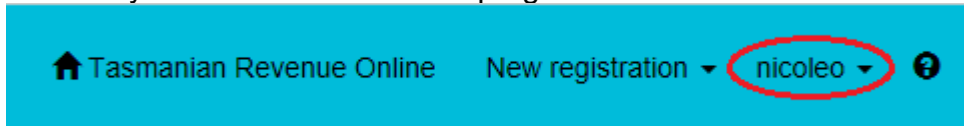
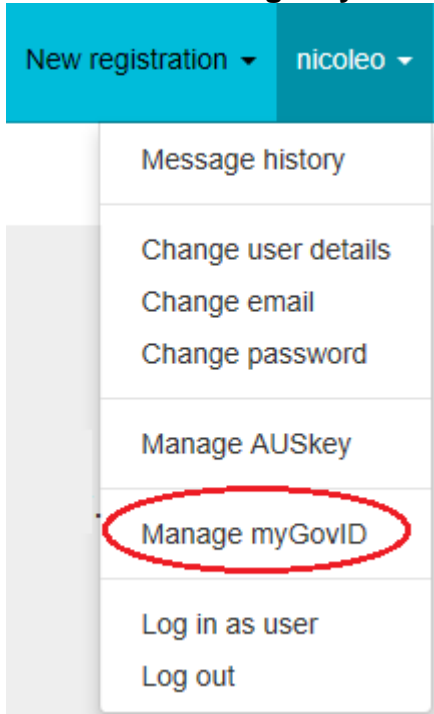


Removing a myGovID

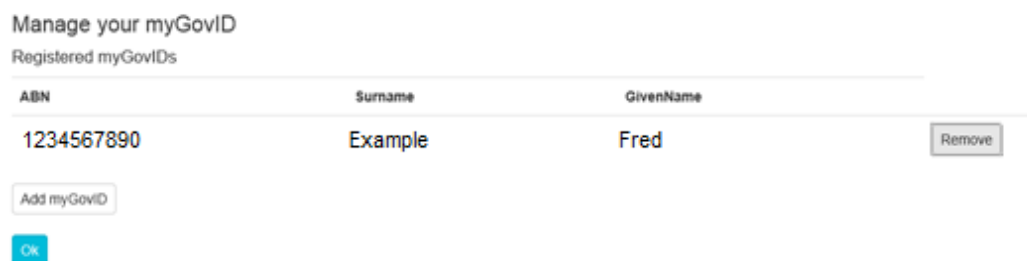
1. Click on your **Username** in the top right hand corner of the screen as follows:



2. Click on the **Manage myGovID** option as follows:



3. All registered myGovIDs are displayed as follows:



4. Click on the **Remove** button of the myGovID to remove.
5. A message is displayed that your myGovID has been removed from your TRO account.