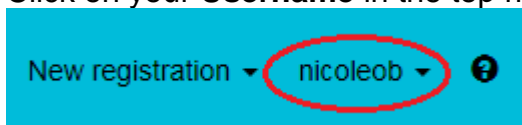
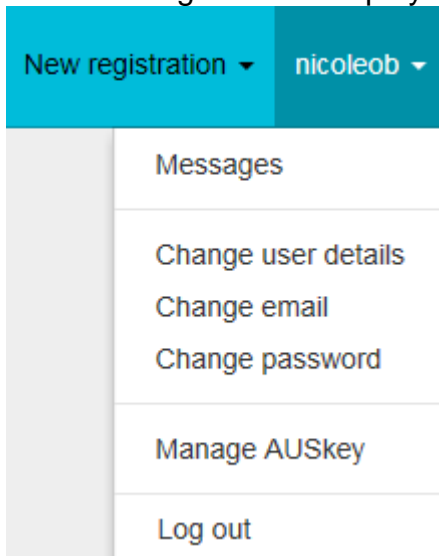


## Updating your user details

1. Click on your **Username** in the top right hand corner of the screen as follows:












2. The following menu is displayed:



3. Click on the **Change user details** option.
4. The **Change User Details** screen is displayed as follows:

### Change User Details

<b>Username</b>	<input type="text" value="nicoleob"/>			
<b>Given name</b>	<input type="text"/>			
<b>Surname</b>	<input type="text"/>			
<b>Phone number</b>	<input type="text" value="."/>			
	<input type="button" value="Change details"/>			

5. Make the required amendments.
6. Click on the **Change details** button.